

PART NUMBER	DIMENSIONS, in.			ISOLATOR WEIGHT
	H ±.04	Wf (REF)	Wd (REF)	
SM8 - 200 - A	2.00 (50.8)	2.80 (71.1)	3.65 (92.7)	4.5oz (128gms)
SM8 - 225 - A	2.25 (57.2)	3.00 (76.2)	3.90 (99.0)	4.8oz (136gms)
SM8 - 250 - A	2.50 (63.5)	3.40 (86.4)	4.30 (109.2)	5.1oz (144gms)

FEATURES:

- ALL METAL CONSTRUCTION
- UNEQUALLED TEMP. RANGE: -200°F TO 500°F
- THREE AXIS CAPABILITY
- MAINTENANCE FREE
- FAIL SAFE DESIGN
- HIGH DAMPING: C/Cc ≈ .20
- EXCEPTIONAL RELIABILITY

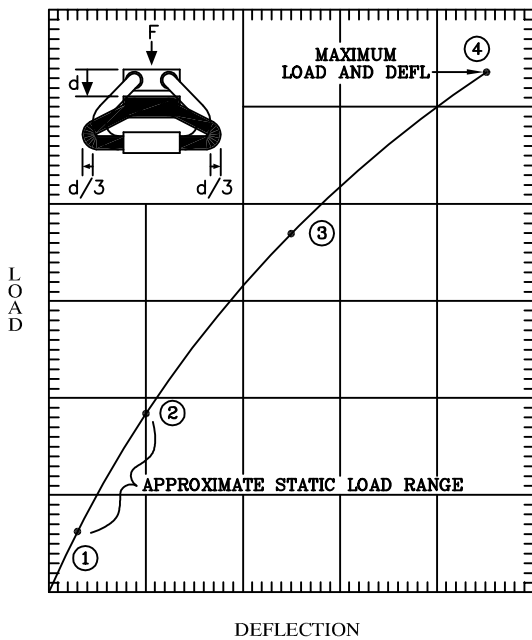
MATERIALS/FINISHES:

- CABLE: 300 SERIES SS PER MIL-W-83420 OR RR-W-410
- INSERTS: 300 SERIES SS PER NAS1130-4-15
- RETAINER BARS: 6063-T52 ALUM ALLOY/CHEM FILM IAW MIL-C-5541, CLASS 1A.

NOTES:

- 1) ALL DIMENSIONS IN PARENTHESIS ARE METRIC (mm).
- 2) SPECIALS AVAILABLE UPON REQUEST (MATERIALS, SIZE, MOUNTING HOLES, FINISH, ETC...)

COMPRESSION

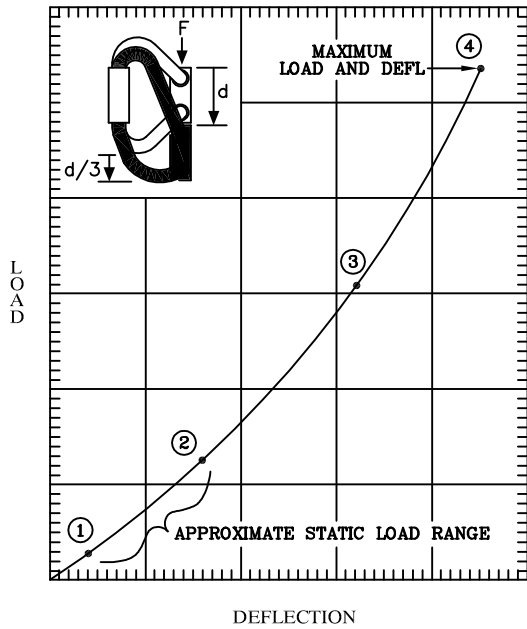


PART NO.	①		②		③		④		K _v (VIBE) (lbs/in)	K _s (SHOCK) (lbs/in)
	LOAD (lbs)	DEFL (in)	LOAD (lbs)	DEFL (in)	LOAD (lbs)	DEFL (in)	LOAD (lbs)	DEFL (in)		
SM8-200-A	7.5	.04	16.0	.10	56.0	.55	79.0	1.00	168	102
SM8-225-A	6.0	.04	12.0	.10	45.0	.68	62.0	1.25	128	66
SM8-250-A	4.5	.04	7.5	.10	31.0	.80	43.0	1.50	86	39



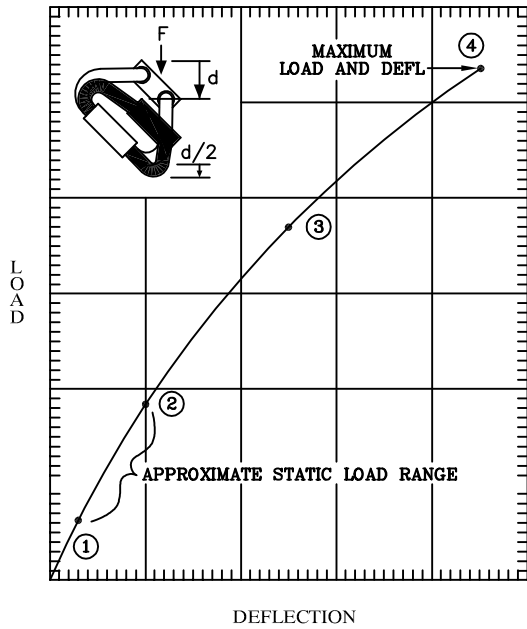
PERFORMANCE DATA • **SM8 SERIES** • 1/4" DIAMETER CABLE
SHOCK & VIBRATION ISOLATORS

ROLL



PART NO.	①		②		③		④		K _v (VIBE) (lbs/in)	K _s (SHOCK) (lbs/in)
	LOAD (lbs)	DEFL (in)	LOAD (lbs)	DEFL (in)	LOAD (lbs)	DEFL (in)	LOAD (lbs)	DEFL (in)		
SM8-200-A	3.8	.04	7.8	.10	35.0	.55	69.0	1.00	83	64
SM8-225-A	3.0	.04	5.5	.10	27.0	.68	57.0	1.25	61	40
SM8-250-A	1.8	.04	3.3	.10	21.0	.80	47.0	1.50	37	26

45° COMPRESSION/ROLL



PART NO.	①		②		③		④		K _v (VIBE) (lbs/in)	K _s (SHOCK) (lbs/in)
	LOAD (lbs)	DEFL (in)	LOAD (lbs)	DEFL (in)	LOAD (lbs)	DEFL (in)	LOAD (lbs)	DEFL (in)		
SM8-200-A	5.8	.04	12.0	.10	48.0	.75	70.0	1.40	127	64
SM8-225-A	4.4	.04	7.5	.10	37.0	.93	54.0	1.75	85	40
SM8-250-A	3.0	.04	5.4	.10	31.0	1.10	45.0	2.10	60	28

TOLL FREE : 888-ISOLATOR
FAX : (631) 491-5672
WEB SITE : www.isolator.com
E-MAIL : sales@isolator.com
CAGE : 07007

