

PART NUMBER	DIMENSIONS, in.			ISOLATOR WEIGHT
	H ±.02	Wf (REF)	Wd (REF)	
SM3 - 070 - A	0.70 (17,8)	1.00 (25,4)	1.30 (33,0)	.25oz (7.1gms)
SM3 - 085 - A	0.85 (21,6)	1.10 (27,9)	1.50 (38,1)	.27oz (7.7gms)
SM3 - 100 - A	1.00 (25,4)	1.25 (31,8)	1.60 (40,6)	.29oz (8,2gms)

FEATURES:

- ALL METAL CONSTRUCTION
- UNEQUALLED TEMP. RANGE: -200°F TO 500°F
- THREE AXIS CAPABILITY
- MAINTENANCE FREE
- FAIL SAFE DESIGN
- HIGH DAMPING: C/Cc ≈ .20
- EXCEPTIONAL RELIABILITY

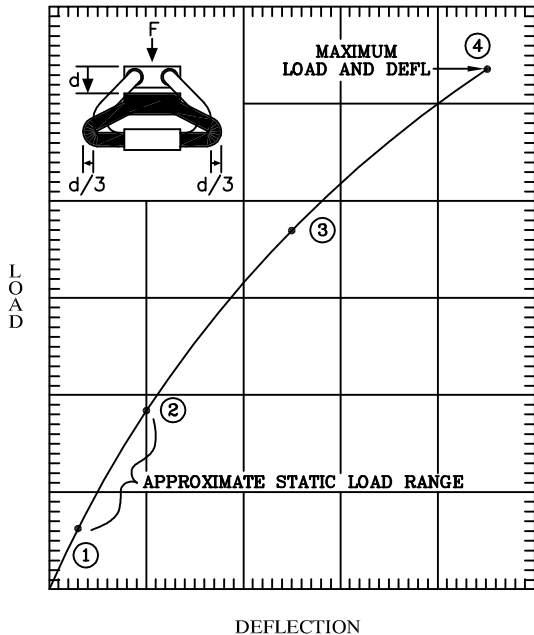
MATERIALS/FINISHES:

- CABLE: 300 SERIES SS PER MIL-W-83420 OR RR-W-410
- INSERTS: 300 SERIES SS PER NAS1130-06-10
- RETAINER BARS: 6063-T52 ALUM ALLOY/CHEM FILM IAW MIL-C-5541, CLASS 1A.

NOTES:

- 1) ALL DIMENSIONS IN PARENTHESIS ARE METRIC (mm).
- 2) SPECIALS AVAILABLE UPON REQUEST (MATERIALS, SIZE, MOUNTING HOLES, FINISH, ETC...)

COMPRESSION

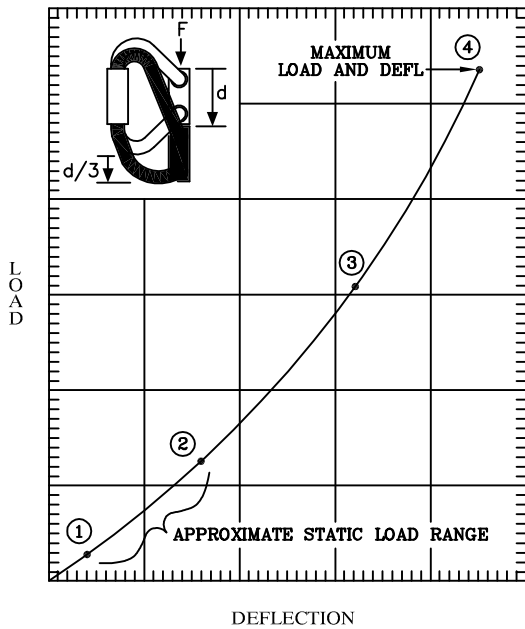


PART NO.	①		②		③		④		K _v (VIBE) (lbs/in)	K _s (SHOCK) (lbs/in)
	LOAD (lbs)	DEFL (in)	LOAD (lbs)	DEFL (in)	LOAD (lbs)	DEFL (in)	LOAD (lbs)	DEFL (in)		
SM3-070-A	3.8	.04	8.0	.10	13.0	.20	16.0	.30	84	64
SM3-085-A	2.0	.04	3.9	.10	7.7	.27	10.0	.45	42	30
SM3-100-A	1.2	.04	2.4	.10	5.7	.35	8.0	.60	26	16



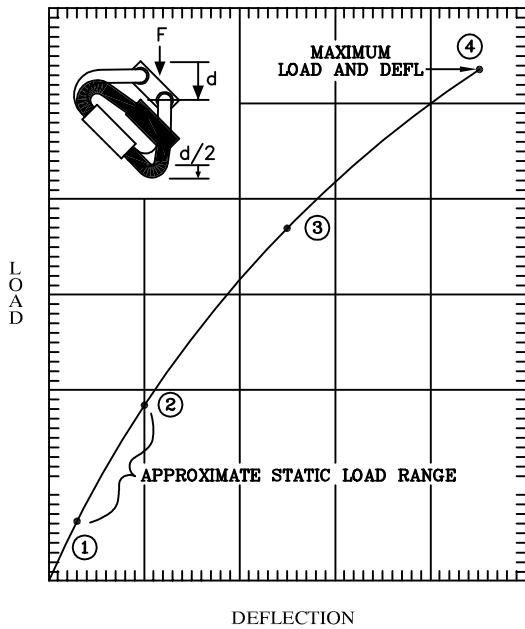
PERFORMANCE DATA • **SM3 SERIES** • 3/32" DIAMETER CABLE
SHOCK & VIBRATION ISOLATORS

ROLL



PART NO.	①		②		③		④		K _v (VIBE) (lbs/in)	K _s (SHOCK) (lbs/in)
	LOAD (lbs)	DEFL (in)	LOAD (lbs)	DEFL (in)	LOAD (lbs)	DEFL (in)	LOAD (lbs)	DEFL (in)		
SM3-070-A	1.2	.04	3.3	.10	7.5	.20	14.6	.30	32	38
SM3-085-A	.7	.04	1.7	.10	5.0	.27	9.5	.45	17	19
SM3-100-A	.4	.04	1.0	.10	4.0	.35	9.2	.60	10	12

45° COMPRESSION/ROLL



PART NO.	①		②		③		④		K _v (VIBE) (lbs/in)	K _s (SHOCK) (lbs/in)
	LOAD (lbs)	DEFL (in)	LOAD (lbs)	DEFL (in)	LOAD (lbs)	DEFL (in)	LOAD (lbs)	DEFL (in)		
SM3-070-A	2.6	.04	5.0	.10	9.4	.26	12.0	.42	54	36
SM3-085-A	1.4	.04	2.8	.10	6.0	.36	8.6	.63	30	17
SM3-100-A	.9	.04	1.8	.10	4.7	.47	7.2	.84	19	10

TOLL FREE : 888-ISOLATOR
FAX : (631) 491-5672
WEB SITE : www.isolator.com
E-MAIL : sales@isolator.com
CAGE : 07QQ7

