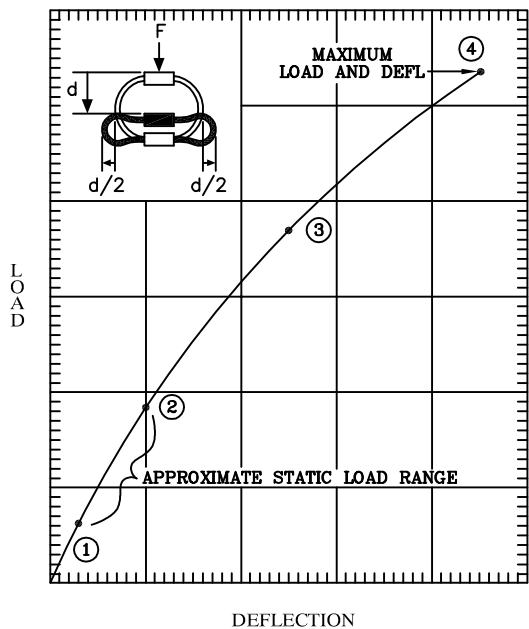
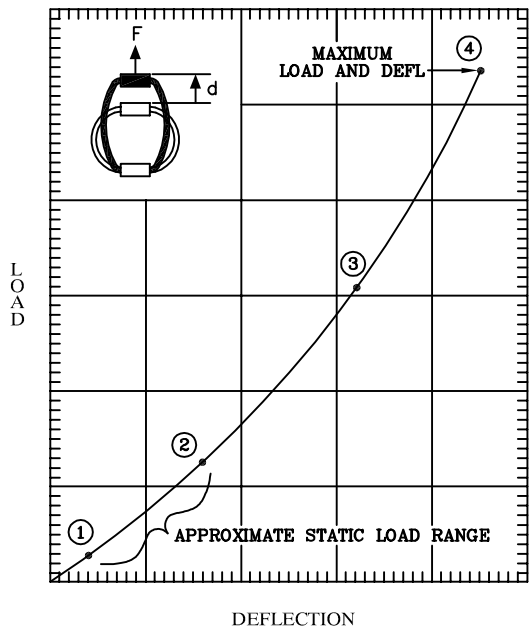


**COMPRESSION**



PART NO.	①		②		③		④		K <sub>v</sub> (VIBE) (lbs/in)	K <sub>s</sub> (SHOCK) (lbs/in)
	LOAD (lbs)	DEFL (in)	LOAD (lbs)	DEFL (in)	LOAD (lbs)	DEFL (in)	LOAD (lbs)	DEFL (in)		
M36-700-08	950	.10	2100	.25	8100	1.25	12000	2.50	9500	6500
M36-850-08	630	.10	1400	.25	6700	2.00	10000	4.00	6300	3350
M36-925-08	475	.10	1050	.25	5250	2.50	8400	5.00	4750	2100

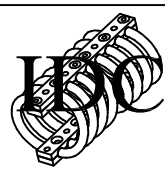
**TENSION**



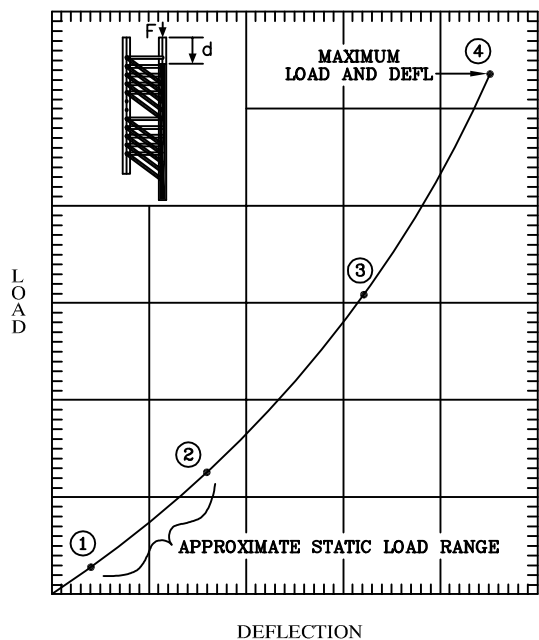
PART NO.	①		②		③		④		K <sub>v</sub> (VIBE) (lbs/in)	K <sub>s</sub> (SHOCK) (lbs/in)
	LOAD (lbs)	DEFL (in)	LOAD (lbs)	DEFL (in)	LOAD (lbs)	DEFL (in)	LOAD (lbs)	DEFL (in)		
M36-700-08	1050	.10	2950	.25	9800	.63	24500	1.25	10500	15400
M36-850-08	700	.10	1950	.25	8000	1.00	20000	2.00	7000	8400
M36-925-08	500	.10	1500	.25	6300	1.25	15800	2.50	5000	5600

ULTIMATE BREAKING STRENGTH ≈ 150k lbs

TOLL FREE : 888-ISOLATOR  
 FAX : (631) 491-5672  
 WEB SITE : www.isolator.com  
 E-MAIL : sales@isolator.com  
 CAGE : 07QQ7

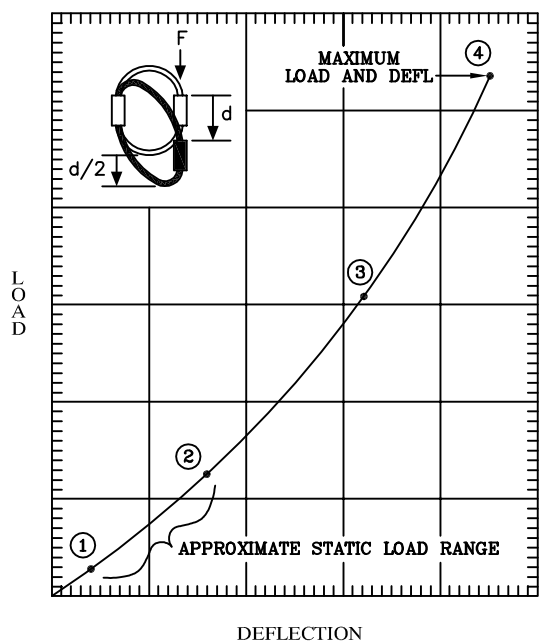


**SHEAR**

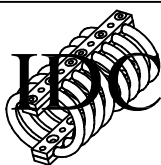


PART NO.	①		②		③		④		K <sub>v</sub> (VIBE) (lbs/in)	K <sub>s</sub> (SHOCK) (lbs/in)
	LOAD (lbs)	DEFL (in)	LOAD (lbs)	DEFL (in)	LOAD (lbs)	DEFL (in)	LOAD (lbs)	DEFL (in)		
M36-700-08	250	.10	700	.25	3200	1.25	9500	2.50	2450	2600
M36-850-08	160	.10	475	.25	2700	2.00	8000	4.00	1600	1700
M36-925-08	125	.10	350	.25	2100	2.50	6700	5.00	1200	1250

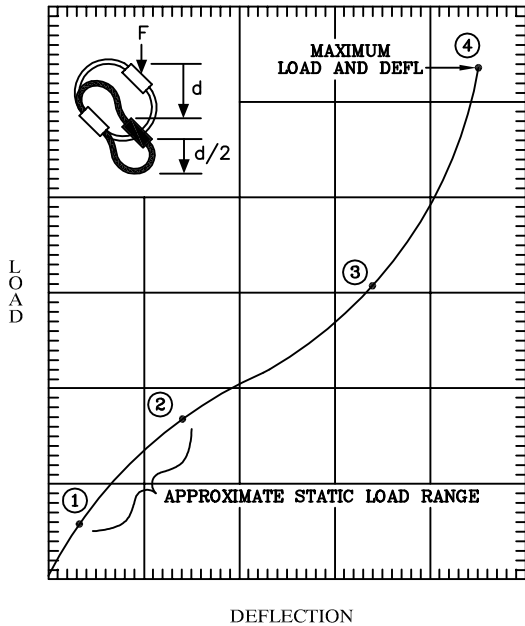
**ROLL**



PART NO.	①		②		③		④		K <sub>v</sub> (VIBE) (lbs/in)	K <sub>s</sub> (SHOCK) (lbs/in)
	LOAD (lbs)	DEFL (in)	LOAD (lbs)	DEFL (in)	LOAD (lbs)	DEFL (in)	LOAD (lbs)	DEFL (in)		
M36-700-08	250	.10	700	.25	3200	1.25	9500	2.50	2450	2600
M36-850-08	160	.10	475	.25	2700	2.00	8000	4.00	1600	1700
M36-925-08	125	.10	350	.25	2100	2.50	6700	5.00	1200	1250

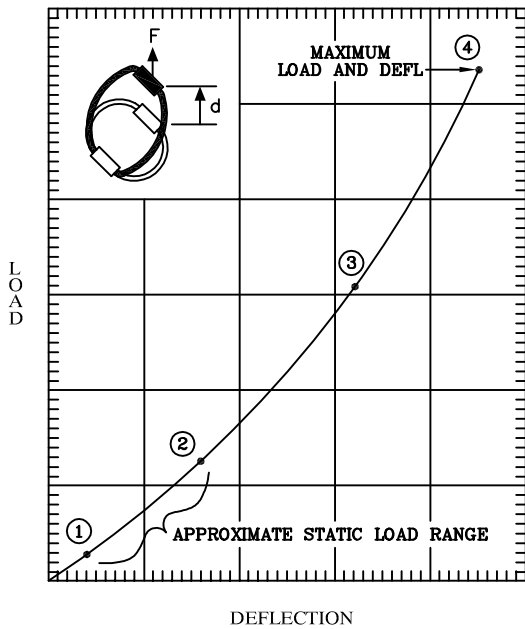


**45° COMPRESSION/ROLL**



PART NO.	①		②		③		④		K <sub>v</sub> (VIBE) (lbs/in)	K <sub>s</sub> (SHOCK) (lbs/in)
	LOAD (lbs)	DEFL (in)	LOAD (lbs)	DEFL (in)	LOAD (lbs)	DEFL (in)	LOAD (lbs)	DEFL (in)		
M36-700-08	525	.10	1400	.25	6000	2.50	7400	3.50	5250	2500
M36-850-08	350	.10	900	.25	5000	4.00	6300	5.50	3500	1400
M36-925-08	275	.10	700	.25	4200	5.00	5250	7.00	2800	1050

**45° TENSION/ROLL**



PART NO.	①		②		③		④		K <sub>v</sub> (VIBE) (lbs/in)	K <sub>s</sub> (SHOCK) (lbs/in)
	LOAD (lbs)	DEFL (in)	LOAD (lbs)	DEFL (in)	LOAD (lbs)	DEFL (in)	LOAD (lbs)	DEFL (in)		
M36-700-08	575	.10	1800	.25	8000	.88	19600	1.75	5800	8750
M36-850-08	375	.10	1200	.25	7700	1.38	18200	2.75	3850	5600
M36-925-08	315	.10	900	.25	7350	1.75	16800	3.50	3150	4200

